

Note: Institution did NOT submit revisions through the Prior Year Data Revision System for selected collection year and survey.

Admissions 2017-18

Institution: Santa Clara University (122931)

Admissions Considerations

1. Please select the option that best describes how your institution uses any of the following data in its undergraduate selection process.

Admission Considerations	Required	Considered but not required	Recommended	Neither Required nor Recommended
Secondary school GPA	<input checked="" type="radio"/>	<input type="radio"/>	<input type="radio"/>	<input type="radio"/>
Secondary school rank	<input type="radio"/>	<input checked="" type="radio"/>	<input type="radio"/>	<input type="radio"/>
Secondary school record	<input checked="" type="radio"/>	<input type="radio"/>	<input type="radio"/>	<input type="radio"/>
Completion of college-preparatory program	<input checked="" type="radio"/>	<input type="radio"/>	<input type="radio"/>	<input type="radio"/>
Recommendations	<input checked="" type="radio"/>	<input type="radio"/>	<input type="radio"/>	<input type="radio"/>
Formal demonstration of competencies (e.g., portfolios, certificates of mastery, assessment instruments)	<input type="radio"/>	<input type="radio"/>	<input type="radio"/>	<input checked="" type="radio"/>
Admission test scores				
<u>SAT / ACT</u>	<input checked="" type="radio"/>	<input type="radio"/>	<input type="radio"/>	<input type="radio"/>
Other Test (ABT, Wonderlic, WISC-III, etc.) Note: If this is the only requirement other than a diploma or equivalent, and few students are not admitted due to this test, your institution is open enrollment. Please contact the Help Desk to correct your response to this question.	<input type="radio"/>	<input type="radio"/>	<input type="radio"/>	<input checked="" type="radio"/>
<u>TOEFL</u> (Test of English as a Foreign Language)	<input checked="" type="radio"/>	<input type="radio"/>	<input type="radio"/>	<input type="radio"/>

You may use the space below to provide context for the data you've reported above. These context notes will be posted on the College Navigator website, and should be written to be understood by students and parents.

Back to top

Institution: Santa Clara University (122931)

Selection Process - A/A/E

2. Provide the number of **first-time, degree/certificate-seeking** undergraduate students who applied, who were admitted, and who enrolled (either full- or part-time) at your institution for Fall 2017. Include **early decision, early action**, and students who began studies during the summer prior to Fall 2017.

Remember that this question is only applicable to first-time students, do not include other students in these totals.

Only include levels that you indicated were offered in the IC Header. If you made an error in the IC Header, please remember to fix the error the next year.

	Men	Women	Total
Number of <u>applicants</u>	7,165	7,896	15,061
Number of <u>admissions</u>	3,697	4,370	8,067
Number (of admitted) that enrolled <u>full-time</u>	703	699	1,402
Number (of admitted) that enrolled <u>part-time</u>	2	0	2
Total enrolled full-time and part-time	705	699	1,404
Percent of admissions enrolled full-time and part-time	19	16	17

[Back to top](#)





Institution: Santa Clara University (122931)

Selection Process - Test Scores

3. Provide data for Fall 2017. Include new students admitted the summer prior to Fall 2017.

SAT scores for 2017-18 must be reported using the new (2016) SAT score scale. Please see instructions for more information.

Number of enrolled students that submitted <u>SAT</u> scores	655
Percent of enrolled students that submitted SAT scores	47
Number of enrolled students that submitted <u>ACT</u> scores	906
Percent of enrolled students that submitted ACT scores	65

	25th Percentile	75th Percentile
SAT Evidence-Based Reading and Writing	630	710
SAT Math	640	730
ACT Composite	28	32
ACT English	 <input type="text"/>	 <input type="text"/>
ACT Math	 <input type="text"/>	 <input type="text"/>

 You may use the space below to provide context for the data you've reported above. These context notes will be posted on the College Navigator website, and should be written to be understood by students and parents.

Institution: Santa Clara University (122931)

Summary**Admissions Component Summary**

IPEDS collects important information regarding your institution. All data reported in IPEDS survey components become available in the IPEDS Data Center and appear as aggregated data in various Department of Education reports. Additionally, some of the reported data appears specifically for your institution through the College Navigator website and is included in your institution's Data Feedback Report (DFR). The purpose of this summary is to provide you an opportunity to view some of the data that, when accepted through the IPEDS quality control process, will appear on the College Navigator website and/or your DFR. College Navigator is updated approximately three months after the data collection period closes and Data Feedback Reports will be available through the [Data Center](#) and sent to your institution's CEO in November 2017.

Please review your data for accuracy. If you have questions about the data displayed below after reviewing the data reported on the survey screens, please contact the IPEDS Help Desk at: 1-877-225-2568 or ipedshelp@rti.org.

ADMISSIONS INFORMATION

Undergraduate Admissions	Total	Male	Female
Number of applicants	15,061	7,165	7,896
Percent admitted	54%	52%	55%
Percent admitted who enrolled	17%	19%	16%
Admissions Considerations	Required	Recommended	
	Secondary school GPA Secondary school record Completion of college-preparatory program Recommendations Admission test scores (SAT/ACT) TOEFL (Test of English as a Foreign language)	N/A	

Test Scores	# Submitting Scores	% Submitting Scores
SAT	655	47%
ACT	906	65%
	25 th Percentile	75 th Percentile
SAT Evidence-Based Reading and Writing	630	710
SAT Math	640	730
ACT Composite	28	32
ACT English		
ACT Math		

[Back to top](#)